



2013



SUPERBIKE CHAMPIONSHIPS

BROUGHT TO YOU BY



www.ma.org.au

**Round 4 & 5 : Sydney Motorsports Park : August 1 - 4****SUPERSPORT****Round 4 - Race 1**

Date: 03/08/13
 Event: R04
 Weather: Mostly sunny - Temp: 15.4C
 Track: Dry - Temp: 26.6C

Started at: 10:59:44
 Laps: 12
 Starters: 23
 Printed at: 18:02

AMENDED CLASSIFICATION

Pos	No	Gr	Name	Machine	Laps	Race Time	Behind	Fastest Lap	On Lap	Top Speed
1	2	A	Daniel FALZON (SA) / Yamaha / Catterpillar EPSA / Yamaha	Yamaha YZF-R6	12	19:05.342		1:34.234	10	267
2	78	B	Michael BLAIR (NSW) / YRD / Blair Build / M & C Plant / Campbells Building Materials	Yamaha YZF-R6	12	19:06.131	.789	1:34.574	6	267
3	52	A	Ryan TAYLOR (VIC) / Yamaha / Pirelli / Motul / YRD / SW Racing	Yamaha YZF-R6	12	19:06.921	1.579	1:34.376	5	271
4	64	B	Aaron MORRIS (NSW) / Maxima Yamaha / Ohlins / Arrow / Pirelli / RK Bell / Alpine Stars	Yamaha YZF-R6	12	19:06.972	1.630	1:34.584	5	271
5	50	B	Callum SPRIGGS (QLD) / YRD / Allsite Concrete Cutting / XXX Rated Suspensions	Yamaha YZF-R6	12	19:07.020	1.678	1:34.539	5	251
6	82	A	Chris QUINN (NSW) / Coopers Pale Ale Yamaha / Holmes Extractive Resources	Yamaha YZF-R6	12	19:12.715	7.373	1:34.955	4	274
7	83	B	Kyle BUCKLEY (QLD) / Motorcycle Accessory Shop / Yamaha / YRD / xxx Rated Susp. / LAE Racing	Yamaha YZF-R6	12	19:12.951	7.609	1:34.915	5	267
8	96	A	Aaron GOBERT (NSW) / Wet 4 U Kawasaki / Bell / Alpinestar / Boulistic / Dunlop	Kawasaki ZX6R	12	19:14.298	8.956	1:34.951	5	264
9	53	B	Mason COOTE (WA) / Dynoverks Racing / MSC Safe Co / Radmix / Dyno Verks / SP Racing	Yamaha YZF-R6	12	19:27.216	21.874	1:36.197	3	267
10	69	A	Michael LOCKART (NSW) / EPL International / Amorini / Armstrong Consulting / Kawasaki	Kawasaki ZX6R	12	19:28.639	23.297	1:36.056	6	260
11	59	B	Luke BURGESS (QLD) / Mackay Kawasaki / Kawasaki Finance (KMF) / HR Smart Solutions	Kawasaki ZX6R	12	19:28.675	23.333	1:36.516	9	267
12	18	D	Mohd RAMDAN (MAL) / Team Petronas AHM Malaysia	Yamaha YZF-R6	12	19:34.189	28.847	1:36.410	5	264
13	66	B	Aaiden COOTE (WA) / SP Racing / MSC Safe Co / Motorcycle Panel & Paint / SK Mining Serv.	Honda CBR RR	12	19:34.471	29.129	1:36.863	5	260
14	65	C	Hudson PITT (SA) / Hudson Pitt / Hyperfert / Underground Designs / All Bake Services	Suzuki GSX-R	12	19:49.701	44.359	1:37.241	4	267
15	84	C	Thomas BRYDEN (NSW)	Yamaha YZF-R6	12	19:59.439	54.097	1:37.457	9	260

Scott Laing

Chief Time Keeper - Scott Laing

Tom Williams

Clerk of Course - Tom Williams




Computime Race Timing Systems Pty Ltd © 1996
 Licensed to Computime Race Timing Systems

www.computime.com.au**COMPUTIME RACE TIMING SYSTEMS PTY LTD**

9 Timber Lane, Glen Waverley, Vic 3150. Ph : 0418 17 13 17

E-mail : scott@computime.com.au





2013

QBE



SUPERBIKE CHAMPIONSHIPS

BROUGHT TO YOU BY

MOTUL

MOTORCYCLING AUSTRALIA
www.ma.org.au**Round 4 & 5 : Sydney Motorsports Park : August 1 - 4****SUPERSPORT****Round 4 - Race 1**Date: 03/08/13
Event: R04
Weather: Mostly sunny - Temp: 15.4C
Track: Dry - Temp: 26.6CStarted at: 10:59:44
Laps: 12
Starters: 23
Printed at: 18:02**AMENDED CLASSIFICATION**

Pos	No	Gr	Name	Machine	Laps	Race Time	Behind	Fastest Lap	On Lap	Top Speed
16	58	B	Anthony QUINN (NSW) / Coopers Pale Ale Yamaha / Holmes Extractive Resources	Yamaha YZF-R6	12	20:01.941	56.599	1:38.209	2	257
17	97	C	Joshua CUMING (QLD) / Steve Vaughn / Fosters Ace Auto Repairs / Outback Jacks	Yamaha YZF-R6	12	20:05.951	1:00.609	1:38.868	9	245
18	24		Daniel MAYES (QLD)	Suzuki GSX-R	12	20:23.087	1:17.745	1:40.027	9	248
19	81	C	Chris PERINI (NSW)	Triumph Daytona	12	20:31.108	1:25.766	1:41.238	8	242
20	89		Anthony VILLELLA (QLD) / 2 wheels 'n' wear / Prime Clothing and Graphics	Suzuki GSX-R	12	21:06.580	2:01.238	1:42.057	9	248
21	32	D	David ROUGHLEY (QLD) / Lismore Motorcycles / Tyres For Bikes / Mick's Fix / Arlen Ness	Yamaha YZF-R6	11	19:17.159	1 Lap	1:42.546	7	251
DNF	41	C	Aiden WAGNER (QLD) / YRD / XXX Rated Suspension / Wagner Soil Testing	Yamaha YZF-R6	3	4:53.662	9 Laps	1:34.980	2	267
DNF	68	C	Mitch LEVY (NSW) / Racers Edge Performance / Pirelli / MOTUL	Kawasaki ZX6R	0		12 Laps			73

Fastest Lap was 1:34.234 by Daniel FALZON (SA)

Current race lap record for SS class - 1:32.654 by Jamie STAUFFER (NSW) on a Yamaha YZF-R6 set on 16/03/08

*** Rider 78 (Michael BLAIR (NSW)) disqualified by Clerk of Course for use of a non-homologated tyre. RIDER PROTEST UPHeld - RIDER RE-INSTATED

*** Rider 32 (David ROUGHLEY (QLD)) - 10 second penalty imposed by Clerk of Course for jumped start ***


The results are provisional until the end of the time limit for protests and appeals.

Chief Time Keeper - Scott Laing

Clerk of Course - Tom Williams

Computime Race Timing Systems Pty Ltd © 1996
Licensed to Computime Race Timing Systemswww.computime.com.au**COMPUTIME RACE TIMING SYSTEMS PTY LTD**

9 Timber Lane, Glen Waverley, Vic 3150. Ph : 0418 17 13 17

E-mail : scott@computime.com.au



2013



SUPERBIKE CHAMPIONSHIPS

BROUGHT TO YOU BY



www.ma.org.au

**Round 4 & 5 : Sydney Motorsports Park : August 1 - 4****SUPERSPORT****Round 4 - Race 1**

Date: 03/08/13
 Event: R04
 Weather: Mostly sunny - Temp: 15.4C
 Track: Dry - Temp: 26.6C

Started at: 10:59:44
 Laps: 12
 Starters: 23
 Printed at: 18:02

AMENDED LAP TIMES

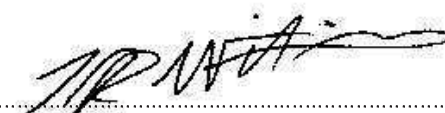
No	Name	Lap 1	Lap 2	Lap 3	Lap 4	Lap 5	Lap 6	Lap 7	Lap 8	Lap 9	Lap 10	Lap 11	Lap 12
2	Daniel FALZON (SA)	1:41.704	1:35.479	1:35.285	1:34.609	1:34.580	1:34.736	1:34.849	1:35.131	1:34.649	1:34.234	1:34.923	1:35.163
18	Mohd RAMDAN (MAL)	1:45.526	1:37.726	1:37.265	1:36.854	1:36.410	1:36.496	1:38.347	1:37.037	1:37.174	1:37.256	1:37.372	1:36.726
24	Daniel MAYES (QLD)	1:49.135	1:41.267	1:41.332	1:41.643	1:41.296	1:40.760	1:41.326	1:40.640	1:40.027	1:40.351	1:44.330	1:40.980
32	David ROUGHLEY (QLD)	1:51.675	1:44.165	1:43.531	1:44.244	1:43.311	1:42.813	1:42.546	1:44.244	1:42.711	1:43.750	1:44.169	
41	Aiden WAGNER (QLD)	1:42.139	1:34.980	1:36.543									
50	Callum SPRIGGS (QLD)	1:41.957	1:36.111	1:35.279	1:34.682	1:34.539	1:34.806	1:34.754	1:34.804	1:34.832	1:35.365	1:34.875	1:35.016
52	Ryan TAYLOR (VIC)	1:42.463	1:35.942	1:35.427	1:35.080	1:34.376	1:34.670	1:34.807	1:34.738	1:34.602	1:34.659	1:34.635	1:35.522
53	Mason COOTE (WA)	1:44.315	1:36.760	1:36.197	1:36.755	1:36.747	1:36.632	1:36.623	1:36.759	1:36.578	1:36.947	1:36.467	1:36.436
58	Anthony QUINN (NSW)	1:45.931	1:38.209	1:38.568	1:38.784	1:39.450	1:39.779	1:40.168	1:40.351	1:39.621	1:41.709	1:39.859	1:39.512
59	Luke BURGESS (QLD)	1:43.855	1:36.547	1:36.620	1:37.009	1:37.105	1:36.704	1:36.519	1:37.005	1:36.516	1:36.617	1:37.562	1:36.616
64	Aaron MORRIS (NSW)	1:42.239	1:35.798	1:34.924	1:34.698	1:34.584	1:34.644	1:35.071	1:34.724	1:34.612	1:34.976	1:35.716	1:34.986
65	Hudson PITT (SA)	1:44.857	1:38.124	1:38.007	1:37.241	1:37.721	1:38.255	1:38.576	1:39.078	1:39.351	1:39.998	1:39.670	1:38.823
66	Aaiden COOTE (WA)	1:44.161	1:37.856	1:37.086	1:37.026	1:36.863	1:37.340	1:37.308	1:37.347	1:37.979	1:37.165	1:37.464	1:36.876
69	Michael LOCKART (NSW)	1:43.653	1:37.908	1:37.496	1:36.527	1:36.204	1:36.056	1:36.540	1:36.995	1:36.800	1:37.142	1:37.137	1:36.181
78	Michael BLAIR (NSW)	1:41.715	1:35.142	1:35.226	1:35.031	1:34.859	1:34.574	1:34.849	1:34.924	1:34.719	1:35.280	1:34.713	1:35.099
81	Chris PERINI (NSW)	1:50.219	1:42.467	1:42.160	1:43.492	1:41.883	1:41.918	1:41.630	1:41.238	1:41.330	1:41.523	1:41.881	1:41.367
82	Chris QUINN (NSW)	1:43.139	1:35.954	1:35.662	1:34.955	1:35.215	1:35.057	1:35.076	1:35.647	1:35.247	1:35.947	1:35.273	1:35.543
83	Kyle BUCKLEY (QLD)	1:43.400	1:35.896	1:34.991	1:35.247	1:34.915	1:35.082	1:35.238	1:35.316	1:35.748	1:36.212	1:35.319	1:35.587
84	Thomas BRYDEN (NSW)	1:52.004	1:41.532	1:41.144	1:38.865	1:39.741	1:38.763	1:38.243	1:37.981	1:37.457	1:37.985	1:37.809	1:37.915
89	Anthony VILLELLA (QLD)	1:52.034	1:44.370	1:43.432	1:43.925	1:42.669	1:42.291	1:42.797	1:42.371	1:42.057	1:43.225	1:44.276	2:03.133
96	Aaron GOBERT (NSW)	1:42.816	1:35.993	1:35.160	1:35.020	1:34.951	1:35.524	1:35.245	1:36.302	1:35.439	1:36.064	1:35.769	1:36.015
97	Joshua CUMING (QLD)	1:48.321	1:41.004	1:39.715	1:39.468	1:39.746	1:39.676	1:39.493	1:39.161	1:38.868	1:40.075	1:40.293	1:40.131

*** Rider 78 (Michael BLAIR (NSW)) disqualified by Clerk of Course for use of a non-homologated tyre. RIDER PROTEST UPHOLD - RIDER RE-INSTATED

*** Rider 32 (David ROUGHLEY (QLD)) - 10 second penalty imposed by Clerk of Course for jumped start ***

The results are provisional until the end of the time limit for protests and appeals.


 Chief Time Keeper - Scott Laing


 Clerk of Course - Tom Williams




Computime Race Timing Systems Pty Ltd © 1996

Licensed to Computime Race Timing Systems

www.computime.com.au**COMPUTIME RACE TIMING SYSTEMS PTY LTD**

9 Timber Lane, Glen Waverley, Vic 3150. Ph : 0418 17 13 17

E-mail : scott@computime.com.au



2013



Round 4 & 5 : Sydney Motorsports Park : August 1 - 4

SUPERSPORT

Round 4 - Race 1

Date: 03/08/13
 Event: R04
 Weather: Mostly sunny - Temp: 15.4C
 Track: Dry - Temp: 26.6C

Started at: 10:59:44
 Laps: 12
 Starters: 23
 Printed at: 18:02

AMENDED SPLIT TIMES

Lap	Split 1	Split 2	Split 3	Lap Time	Speed	Lap	Split 1	Split 2	Split 3	Lap Time	Speed
2 Daniel FALZON (SA) (1st)						10	30.793	42.453	27.105	1:40.351	233
1	34.283	41.390	26.031	1:41.704	239	11	30.604	42.541	31.185	1:44.330	233
2	29.315	40.593	25.571	1:35.479	267	12	30.881	43.030	27.069	1:40.980	245
3	29.407	40.216	25.662	1:35.285	257	32 David ROUGHLEY (QLD) (21th)					
4	28.844	40.225	25.540	1:34.609	264	1	38.877	45.335	27.463	1:51.675	245
5	28.741	40.179	25.660	1:34.580	248	2	31.937	44.627	27.601	1:44.165	233
6	28.868	40.214	25.654	1:34.736	254	3	31.883	44.229	27.419	1:43.531	242
7	28.846	40.323	25.680	1:34.849	251	4	31.657	44.602	27.985	1:44.244	236
8	29.377	40.255	25.499	1:35.131	251	5	32.257	43.871	27.183	1:43.311	248
9	29.026	40.096	25.527	1:34.649	267	6	31.637	43.913	27.263	1:42.813	233
10	28.743	39.958	25.533	1:34.234	254	7	31.210	43.932	27.404	1:42.546	248
11	28.984	40.145	25.794	1:34.923	242	8	32.913	43.776	27.555	1:44.244	251
12	28.994	40.381	25.788	1:35.163	257	9	31.591	43.668	27.452	1:42.711	239
18 Mohd RAMDAN (MAL) (12th)						10	31.821	44.071	27.858	1:43.750	245
1	36.638	42.588	26.300	1:45.526	260	11	32.173	44.355	27.641	1:44.169	251
2	29.813	41.621	26.292	1:37.726	264	41 Aiden WAGNER (QLD) (DNF)					
3	29.868	41.236	26.161	1:37.265	257	1	34.588	41.722	25.829	1:42.139	267
4	29.629	41.047	26.178	1:36.854	239	2	28.950	40.199	25.831	1:34.980	257
5	29.473	40.889	26.048	1:36.410	251	3	28.932	40.405	27.206	1:36.543	174
6	29.452	40.979	26.065	1:36.496	248	50 Callum SPRIGGS (QLD) (5th)					
7	31.019	41.164	26.164	1:38.347	239	1	34.394	41.814	25.749	1:41.957	251
8	29.725	41.189	26.123	1:37.037	239	2	29.411	41.114	25.586	1:36.111	242
9	29.605	41.317	26.252	1:37.174	242	3	29.230	40.600	25.449	1:35.279	242
10	29.773	41.253	26.230	1:37.256	242	4	28.901	40.317	25.464	1:34.682	245
11	29.812	41.249	26.311	1:37.372	236	5	28.811	40.326	25.402	1:34.539	242
12	29.553	41.114	26.059	1:36.726	257	6	28.938	40.510	25.358	1:34.806	242
24 Daniel MAYES (QLD) (18th)						7	29.103	40.337	25.314	1:34.754	245
1	37.680	44.262	27.193	1:49.135	239	8	28.981	40.478	25.345	1:34.804	245
2	30.924	43.181	27.162	1:41.267	236	9	28.898	40.406	25.528	1:34.832	233
3	31.160	43.021	27.151	1:41.332	233	10	28.975	40.876	25.514	1:35.365	245
4	31.160	43.231	27.252	1:41.643	248	11	28.862	40.632	25.381	1:34.875	233
5	31.481	42.883	26.932	1:41.296	236	12	29.032	40.442	25.542	1:35.016	231
6	30.940	42.908	26.912	1:40.760	233	52 Ryan TAYLOR (VIC) (3rd)					
7	31.202	42.919	27.205	1:41.326	236	1	34.978	41.832	25.653	1:42.463	264
8	30.786	42.733	27.121	1:40.640	245						
9	30.750	42.326	26.951	1:40.027	248						

Scott Laing
 Chief Time Keeper - Scott Laing

Tom Williams
 Clerk of Course - Tom Williams



Computime Race Timing Systems Pty Ltd © 1996
 Licensed to Computime Race Timing Systems
www.computime.com.au

COMPUTIME RACE TIMING SYSTEMS PTY LTD
 9 Timber Lane, Glen Waverley, Vic 3150. Ph : 0418 17 13 17
 E-mail : scott@computime.com.au





2013



SUPERBIKE CHAMPIONSHIPS
BROUGHT TO YOU BY



Round 4 & 5 : Sydney Motorsports Park : August 1 - 4

SUPERSPORT

Round 4 - Race 1

Date: 03/08/13
Event: R04
Weather: Mostly sunny - Temp: 15.4C
Track: Dry - Temp: 26.6C

Started at: 10:59:44
Laps: 12
Starters: 23
Printed at: 18:02

AMENDED SPLIT TIMES

Lap	Split 1	Split 2	Split 3	Lap Time	Speed	Lap	Split 1	Split 2	Split 3	Lap Time	Speed	
2	29.489	40.691	25.762	1:35.942	271	12	30.653	42.142	26.717	1:39.512	254	
3	29.287	40.284	25.856	1:35.427	257							
4	28.862	40.326	25.892	1:35.080	260							
5	28.793	39.967	25.616	1:34.376	254	59 Luke BURGESS (QLD) (11th)	1	36.021	41.978	25.856	1:43.855	267
6	28.913	40.131	25.626	1:34.670	254		2	29.539	41.026	25.982	1:36.547	257
7	28.854	40.119	25.834	1:34.807	260		3	29.375	41.073	26.172	1:36.620	248
8	28.803	40.147	25.788	1:34.738	264		4	29.594	41.116	26.299	1:37.009	248
9	28.728	40.117	25.757	1:34.602	264		5	29.693	41.396	26.016	1:37.105	245
10	28.874	40.075	25.710	1:34.659	260		6	29.593	40.869	26.242	1:36.704	248
11	28.701	40.342	25.592	1:34.635	257		7	29.487	40.996	26.036	1:36.519	248
12	29.058	39.976	26.488	1:35.522	257		8	29.554	41.272	26.179	1:37.005	257
							9	29.521	40.867	26.128	1:36.516	248
53 Mason COOTE (WA) (9th)							10	29.435	40.947	26.235	1:36.617	248
1	36.390	41.982	25.943	1:44.315	267		11	29.565	41.161	26.836	1:37.562	245
2	29.256	41.561	25.943	1:36.760	267		12	29.347	41.110	26.159	1:36.616	251
3	29.199	40.917	26.081	1:36.197	264							
4	29.593	40.995	26.167	1:36.755	257	64 Aaron MORRIS (NSW) (4th)	1	34.782	41.687	25.770	1:42.239	271
5	29.853	40.828	26.066	1:36.747	251		2	29.436	40.518	25.844	1:35.798	248
6	29.558	40.884	26.190	1:36.632	242		3	28.954	40.220	25.750	1:34.924	251
7	29.432	41.146	26.045	1:36.623	251		4	28.918	40.132	25.648	1:34.698	260
8	29.508	41.060	26.191	1:36.759	248		5	28.679	40.283	25.622	1:34.584	260
9	29.560	40.959	26.059	1:36.578	257		6	28.665	40.365	25.614	1:34.644	257
10	29.667	41.029	26.251	1:36.947	251		7	29.271	40.098	25.702	1:35.071	264
11	29.458	40.862	26.147	1:36.467	254		8	28.851	40.269	25.604	1:34.724	260
12	29.467	40.901	26.068	1:36.436	248		9	28.782	40.134	25.696	1:34.612	257
58 Anthony QUINN (NSW) (16th)							10	28.927	40.335	25.714	1:34.976	248
1	37.053	42.551	26.327	1:45.931	257		11	28.962	40.995	25.759	1:35.716	257
2	30.036	41.690	26.483	1:38.209	251		12	28.670	40.193	26.123	1:34.986	254
3	30.180	41.918	26.470	1:38.568	251	65 Hudson PITT (SA) (14th)	1	36.246	42.533	26.078	1:44.857	260
4	30.240	41.957	26.587	1:38.784	254		2	29.990	41.872	26.262	1:38.124	257
5	30.614	42.089	26.747	1:39.450	254		3	30.335	41.625	26.047	1:38.007	260
6	30.760	42.293	26.726	1:39.779	251		4	29.646	41.469	26.126	1:37.241	267
7	30.781	42.503	26.884	1:40.168	251		5	29.703	41.672	26.346	1:37.721	257
8	30.970	42.522	26.859	1:40.351	251		6	29.994	41.798	26.463	1:38.255	245
9	30.536	42.314	26.771	1:39.621	251		7	30.341	41.789	26.446	1:38.576	248
10	33.168	41.913	26.628	1:41.709	251							
11	30.394	42.760	26.705	1:39.859	245							

Chief Time Keeper - Scott Laing

Clerk of Course - Tom Williams



Computime Race Timing Systems Pty Ltd © 1996


Licensed to Computime Race Timing Systems

www.computime.com.au

COMPUTIME RACE TIMING SYSTEMS PTY LTD

9 Timber Lane, Glen Waverley, Vic 3150. Ph : 0418 17 13 17

E-mail : scott@computime.com.au





2013

SUPERBIKE CHAMPIONSHIPS
BROUGHT TO YOU BY**Round 4 & 5 : Sydney Motorsports Park : August 1 - 4****SUPERSPORT****Round 4 - Race 1**

Started at: 10:59:44

Laps: 12

Starters: 23

Printed at: 18:02

Date: 03/08/13

Event: R04

Weather: Mostly sunny - Temp: 15.4C

Track: Dry - Temp: 26.6C

AMENDED SPLIT TIMES

Lap	Split 1	Split 2	Split 3	Lap Time	Speed	Lap	Split 1	Split 2	Split 3	Lap Time	Speed
8	30.263	42.170	26.645	1:39.078	254	2	29.055	40.337	25.750	1:35.142	257
9	30.404	42.247	26.700	1:39.351	251	3	29.081	40.366	25.779	1:35.226	260
10	30.507	42.717	26.774	1:39.998	248	4	28.978	40.254	25.799	1:35.031	254
11	30.396	42.450	26.824	1:39.670	251	5	29.135	40.185	25.539	1:34.859	260
12	30.244	42.014	26.565	1:38.823	254	6	28.835	40.271	25.468	1:34.574	257
						7	29.000	40.333	25.516	1:34.849	267
66 Aaiden COOTE (WA) (13th)						8	28.963	40.163	25.798	1:34.924	257
1	36.158	42.045	25.958	1:44.161	260	9	28.791	40.193	25.735	1:34.719	254
2	29.794	41.927	26.135	1:37.856	257	10	29.272	40.618	25.390	1:35.280	264
3	29.646	41.346	26.094	1:37.086	251	11	28.808	40.247	25.658	1:34.713	264
4	29.812	41.172	26.042	1:37.026	248	12	28.759	40.348	25.992	1:35.099	260
5	29.545	41.095	26.223	1:36.863	239						
6	29.778	41.586	25.976	1:37.340	254	81 Chris PERINI (NSW) (19th)					
7	29.697	41.295	26.316	1:37.308	254	1	37.971	44.986	27.262	1:50.219	231
8	30.044	41.163	26.140	1:37.347	248	2	31.595	43.285	27.587	1:42.467	239
9	30.531	41.265	26.183	1:37.979	245	3	31.388	43.314	27.458	1:42.160	242
10	29.826	41.304	26.035	1:37.165	257	4	31.626	44.176	27.690	1:43.492	233
11	30.021	41.298	26.145	1:37.464	248	5	31.380	43.145	27.358	1:41.883	226
12	29.612	41.141	26.123	1:36.876	254	6	31.257	43.170	27.491	1:41.918	233
						7	31.190	43.130	27.310	1:41.630	223
68 Mitch LEVY (NSW) (DNF)						8	31.070	42.957	27.211	1:41.238	226
						9	30.918	43.091	27.321	1:41.330	226
69 Michael LOCKART (NSW) (10th)						10	31.020	42.918	27.585	1:41.523	221
1	35.823	41.970	25.860	1:43.653	254	11	31.135	43.126	27.620	1:41.881	226
2	29.649	42.239	26.020	1:37.908	251	12	31.104	43.012	27.251	1:41.367	236
3	29.951	41.764	25.781	1:37.496	260						
4	29.573	41.104	25.850	1:36.527	242	82 Chris QUINN (NSW) (6th)					
5	29.553	40.980	25.671	1:36.204	242	1	35.444	41.868	25.827	1:43.139	267
6	29.417	40.785	25.854	1:36.056	248	2	29.314	40.852	25.788	1:35.954	274
7	29.863	40.885	25.792	1:36.540	260	3	29.413	40.526	25.723	1:35.662	254
8	30.055	41.119	25.821	1:36.995	251	4	28.932	40.406	25.617	1:34.955	260
9	29.860	41.101	25.839	1:36.800	245	5	29.186	40.384	25.645	1:35.215	254
10	29.717	41.433	25.992	1:37.142	239	6	28.958	40.389	25.710	1:35.057	260
11	29.722	41.346	26.069	1:37.137	242	7	29.026	40.470	25.580	1:35.076	257
12	29.380	41.012	25.789	1:36.181	239	8	29.396	40.495	25.756	1:35.647	254
						9	29.008	40.497	25.742	1:35.247	260
78 Michael BLAIR (NSW) (2nd)						10	29.482	40.419	26.046	1:35.947	245
1	34.473	41.431	25.811	1:41.715	264	11	29.029	40.325	25.919	1:35.273	254

Chief Time Keeper - Scott Laing

Clerk of Course - Tom Williams




Computime Race Timing Systems Pty Ltd © 1996

Licensed to Computime Race Timing Systems

www.computime.com.au**COMPUTIME RACE TIMING SYSTEMS PTY LTD**

9 Timber Lane, Glen Waverley, Vic 3150. Ph : 0418 17 13 17

E-mail : scott@computime.com.au



2013

SUPERBIKE CHAMPIONSHIPS
BROUGHT TO YOU BY**Round 4 & 5 : Sydney Motorsports Park : August 1 - 4****SUPERSPORT****Round 4 - Race 1**Date: 03/08/13
Event: R04
Weather: Mostly sunny - Temp: 15.4C
Track: Dry - Temp: 26.6CStarted at: 10:59:44
Laps: 12
Starters: 23
Printed at: 18:02**AMENDED SPLIT TIMES**

Lap	Split 1	Split 2	Split 3	Lap Time	Speed	Lap	Split 1	Split 2	Split 3	Lap Time	Speed
12	29.168	40.435	25.940	1:35.543	254	6	31.452	43.437	27.402	1:42.291	233
						7	31.805	43.544	27.448	1:42.797	242
83 Kyle BUCKLEY (QLD) (7th)						8	31.782	43.271	27.318	1:42.371	239
1	35.696	41.853	25.851	1:43.400	264	9	31.323	43.084	27.650	1:42.057	242
2	29.346	40.821	25.729	1:35.896	257	10	31.898	43.720	27.607	1:43.225	239
3	29.095	40.359	25.537	1:34.991	267	11	32.207	44.266	27.803	1:44.276	236
4	29.113	40.387	25.747	1:35.247	251	12	31.857	45.446	45.830	2:03.133	
5	28.984	40.394	25.537	1:34.915	260						
6	28.943	40.444	25.695	1:35.082	260	96 Aaron GOBERT (NSW) (8th)					
7	29.159	40.429	25.650	1:35.238	267	1	35.140	41.809	25.867	1:42.816	254
8	28.942	40.513	25.861	1:35.316	242	2	29.307	41.007	25.679	1:35.993	257
9	29.095	40.830	25.823	1:35.748	245	3	29.035	40.471	25.654	1:35.160	264
10	29.779	40.630	25.803	1:36.212	260	4	29.090	40.366	25.564	1:35.020	264
11	29.151	40.400	25.768	1:35.319	257	5	28.973	40.285	25.693	1:34.951	254
12	29.112	40.753	25.722	1:35.587	260	6	28.778	40.893	25.853	1:35.524	245
						7	28.827	40.524	25.894	1:35.245	254
84 Thomas BRYDEN (NSW) (15th)						8	29.457	40.877	25.968	1:36.302	260
1	38.358	46.335	27.311	1:52.004	242	9	28.842	40.786	25.811	1:35.439	245
2	31.703	43.062	26.767	1:41.532	245	10	29.279	40.929	25.856	1:36.064	257
3	31.515	42.993	26.636	1:41.144	254	11	28.909	40.867	25.993	1:35.769	257
4	30.454	42.046	26.365	1:38.865	257	12	29.015	40.894	26.106	1:36.015	251
5	30.952	42.305	26.484	1:39.741	245						
6	30.309	42.026	26.428	1:38.763	254	97 Joshua CUMING (QLD) (17th)					
7	30.171	41.825	26.247	1:38.243	242	1	37.827	43.726	26.768	1:48.321	239
8	30.041	41.755	26.185	1:37.981	248	2	30.916	43.084	27.004	1:41.004	245
9	29.821	41.542	26.094	1:37.457	260	3	30.617	42.422	26.676	1:39.715	239
10	30.128	41.681	26.176	1:37.985	248	4	30.210	42.710	26.548	1:39.468	239
11	29.651	41.835	26.323	1:37.809	245	5	30.336	42.739	26.671	1:39.746	236
12	29.876	41.615	26.424	1:37.915	245	6	30.442	42.634	26.600	1:39.676	236
						7	30.261	42.513	26.719	1:39.493	236
89 Anthony VILLELLA (QLD) (20th)						8	30.208	42.365	26.588	1:39.161	239
1	38.608	45.757	27.669	1:52.034	248	9	30.178	42.189	26.501	1:38.868	245
2	32.129	44.164	28.077	1:44.370	242	10	30.235	43.079	26.761	1:40.075	239
3	31.710	44.010	27.712	1:43.432	236	11	30.344	42.713	27.236	1:40.293	228
4	31.595	44.827	27.503	1:43.925	245	12	30.435	42.581	27.115	1:40.131	231
5	31.767	43.382	27.520	1:42.669	245						

*** Rider 78 (Michael BLAIR (NSW)) disqualified by Clerk of Course for use of a non-homologated tyre. RIDER PROTEST UPHOLD - RIDER RE-INSTATED ***

*** Rider 32 (David ROUGHLEY (QLD)) - 10 second penalty imposed by Clerk of Course for jumped start ***

Chief Time Keeper - Scott Laing

Clerk of Course - Tom Williams




Computime Race Timing Systems Pty Ltd © 1996

Licensed to Computime Race Timing Systems

www.computime.com.au**COMPUTIME RACE TIMING SYSTEMS PTY LTD**

9 Timber Lane, Glen Waverley, Vic 3150. Ph : 0418 17 13 17

E-mail : scott@computime.com.au



2013



SUPERBIKE CHAMPIONSHIPS
BROUGHT TO YOU BY



Round 4 & 5 : Sydney Motorsports Park : August 1 - 4

SUPERSPORT

Round 4 - Race 1

Date: 03/08/13

Event: R04

Weather: Mostly sunny - Temp: 15.4C

Track: Dry - Temp: 26.6C

Started at: 10:59:44

Laps: 12

Starters: 23

Printed at: 18:02

AMENDED SPLIT TIMES

Lap	Split 1	Split 2	Split 3	Lap Time	Speed	Lap	Split 1	Split 2	Split 3	Lap Time	Speed
-----	---------	---------	---------	----------	-------	-----	---------	---------	---------	----------	-------

The results are provisional until the end of the time limit for protests and appeals.

Chief Time Keeper - Scott Laing

Clerk of Course - Tom Williams




Computime Race Timing Systems Pty Ltd © 1996
Licensed to Computime Race Timing Systems

www.computime.com.au

COMPUTIME RACE TIMING SYSTEMS PTY LTD

9 Timber Lane, Glen Waverley, Vic 3150. Ph : 0418 17 13 17

E-mail : scott@computime.com.au





2013



SUPERBIKE CHAMPIONSHIPS

BROUGHT TO YOU BY



www.ma.org.au

**Round 4 & 5 : Sydney Motorsports Park : August 1 - 4****SUPERSPORT****Round 4 - Race 1**

Date: 03/08/13

Event: R04

Weather: Mostly sunny - Temp: 15.4C

Track: Dry - Temp: 26.6C

Started at: 10:59:44

Laps: 12

Starters: 23

Printed at: 18:02

AMENDED FASTEST LAPS SEQUENCE

Lap	Race Pos	No	Name	Machine	Fastest Lap	On Lap
1	1	2	Daniel FALZON (SA)	Yamaha YZF-R6	1:41.704	1
2	1	78	Michael BLAIR (NSW)	Yamaha YZF-R6	1:35.142	2
2	2	41	Aiden WAGNER (QLD)	Yamaha YZF-R6	1:34.980	2
3	3	64	Aaron MORRIS (NSW)	Yamaha YZF-R6	1:34.924	3
4	1	2	Daniel FALZON (SA)	Yamaha YZF-R6	1:34.609	4
5	1	2	Daniel FALZON (SA)	Yamaha YZF-R6	1:34.580	5
5	4	50	Callum SPRIGGS (QLD)	Yamaha YZF-R6	1:34.539	5
5	5	52	Ryan TAYLOR (VIC)	Yamaha YZF-R6	1:34.376	5
10	1	2	Daniel FALZON (SA)	Yamaha YZF-R6	1:34.234	10

*** Rider 78 (Michael BLAIR (NSW)) disqualified by Clerk of Course for use of a non-homologated tyre. RIDER PROTEST UPHeld - RIDER RE-INSTATED ***

*** Rider 32 (David ROUGHLEY (QLD)) - 10 second penalty imposed by Clerk of Course for jumped start ***

The results are provisional until the end of the time limit for protests and appeals.

Chief Time Keeper - Scott Laing

Clerk of Course - Tom Williams




Computime Race Timing Systems Pty Ltd © 1996
Licensed to Computime Race Timing Systems

www.computime.com.au

COMPUTIME RACE TIMING SYSTEMS PTY LTD

9 Timber Lane, Glen Waverley, Vic 3150. Ph : 0418 17 13 17

E-mail : scott@computime.com.au





2013 QBE



Round 4 & 5 : Sydney Motorsports Park : August 1 - 4

SUPERSPORT

Round 4 - Race 1

Date: 03/08/13
Event: R04
Weather: Mostly sunny - Temp: 15.4C
Track: Dry - Temp: 26.6C

Started at: 10:59:44
Laps: 12
Starters: 23
Printed at: 18:02

AMENDED LAP SHEET

No	Lap Time	Gap	No	Lap Time	Gap	No	Lap Time	Gap	No	Lap Time	Gap	No	Lap Time	Gap
Lap 1			41	1:34.980	.262	41	1:36.543	1.579	82	1:34.955	2.633	66	1:36.863	11.335
2	1:41.704		2	1:35.479	.326	52	1:35.427	1.749	53	1:36.755	6.950	18	1:36.410	12.124
78	1:41.715	.011	64	1:35.798	1.180	96	1:35.160	1.886	59	1:37.009	6.954	65	1:37.721	14.293
50	1:41.957	.253	50	1:36.111	1.211	83	1:34.991	2.204	69	1:36.527	8.507	58	1:39.450	19.285
41	1:42.139	.435	52	1:35.942	1.548	82	1:35.662	2.672	66	1:37.026	9.052	97	1:39.746	26.597
64	1:42.239	.535	96	1:35.993	1.952	59	1:36.620	4.939	18	1:36.854	10.294	84	1:39.741	31.629
52	1:42.463	.759	82	1:35.954	2.236	53	1:36.197	5.189	65	1:37.241	11.152	24	1:41.296	33.016
96	1:42.816	1.112	83	1:35.896	2.439	69	1:37.496	6.974	58	1:38.784	14.415	81	1:41.883	38.564
82	1:43.139	1.435	59	1:36.547	3.545	66	1:37.086	7.020	97	1:39.468	21.431	89	1:42.669	44.773
83	1:43.400	1.696	53	1:36.760	4.218	18	1:37.265	8.434	24	1:41.643	26.300	32	1:43.311	45.269
69	1:43.653	1.949	69	1:37.908	4.704	65	1:38.007	8.905	84	1:38.865	26.468	Lap 6		
59	1:43.855	2.151	66	1:37.856	5.160	58	1:38.568	10.625	81	1:43.492	31.261	2	1:34.736	
66	1:44.161	2.457	65	1:38.124	6.124	97	1:39.715	16.957	32	1:44.244	36.538	78	1:34.574	.154
53	1:44.315	2.611	18	1:37.726	6.395	24	1:41.332	19.651	89	1:43.925	36.684	64	1:34.644	.494
65	1:44.857	3.153	58	1:38.209	7.283	84	1:41.144	22.597	Lap 5			50	1:34.806	.981
18	1:45.526	3.822	97	1:41.004	12.468	81	1:42.160	22.763	2	1:34.580		52	1:34.670	1.565
58	1:45.931	4.227	24	1:41.267	13.545	32	1:43.531	27.288	78	1:34.859	.316	96	1:35.524	3.071
97	1:48.321	6.617	81	1:42.467	15.829	89	1:43.432	27.753	64	1:34.584	.586	83	1:35.082	3.138
24	1:49.135	7.431	84	1:41.532	16.679	Lap 4			50	1:34.539	.911	82	1:35.057	3.589
81	1:50.219	8.515	32	1:44.165	18.983	2	1:34.609		52	1:34.376	1.631	53	1:36.632	11.013
32	1:51.675	9.971	89	1:44.370	19.547	78	1:35.031	.037	96	1:34.951	2.283	59	1:36.704	11.447
84	1:52.004	10.300	Lap 3			64	1:34.698	.582	83	1:34.915	2.792	69	1:36.056	11.451
89	1:52.034	10.330	78	1:35.226		50	1:34.682	.952	82	1:35.215	3.268	18	1:36.496	13.884
Lap 2			2	1:35.285	.385	52	1:35.080	1.835	53	1:36.747	9.117	66	1:37.340	13.939
78	1:35.142		64	1:34.924	.878	96	1:35.020	1.912	59	1:37.105	9.479	65	1:38.255	17.812
			50	1:35.279	1.264	83	1:35.247	2.457	69	1:36.204	10.131	58	1:39.779	24.328

Scott Laing


Chief Time Keeper - Scott Laing

Tom Williams

Clerk of Course - Tom Williams



Computime Race Timing Systems Pty Ltd © 1996
Licensed to Computime Race Timing Systems
www.computime.com.au
COMPUTIME RACE TIMING SYSTEMS PTY LTD
9 Timber Lane, Glen Waverley, Vic 3150. Ph : 0418 17 13 17
E-mail : scott@computime.com.au





2013



Round 4 & 5 : Sydney Motorsports Park : August 1 - 4

SUPERSPORT

Round 4 - Race 1

Started at: 10:59:44

Date: 03/08/13

Event: R04

Laps: 12

Weather: Mostly sunny - Temp: 15.4C

Starters: 23

Track: Dry - Temp: 26.6C

Printed at: 18:02

AMENDED LAP SHEET

No	Lap Time	Gap
66	1:36.876	29.129
65	1:38.823	44.359
84	1:37.915	54.097
58	1:39.512	56.599
97	1:40.131	1:00.609
24	1:40.980	1:17.745
81	1:41.367	1:25.766
89	2:03.133	2:01.238

*** Rider 78 (Michael BLAIR (NSW)) disqualified by Clerk of Course for use of a non-homologated tyre. RIDER PROTEST UPHeld - RIDER RE-INSTATED ***

*** Rider 32 (David ROUGHLEY (QLD)) - 10 second penalty imposed by Clerk of Course for jumped start ***

The results are provisional until the end of the time limit for protests and appeals.

Chief Time Keeper - Scott Laing

Clerk of Course - Tom Williams




Computime Race Timing Systems Pty Ltd © 1996
Licensed to Computime Race Timing Systems

www.computime.com.au

COMPUTIME RACE TIMING SYSTEMS PTY LTD

9 Timber Lane, Glen Waverley, Vic 3150. Ph : 0418 17 13 17

E-mail : scott@computime.com.au





2013



SUPERBIKE CHAMPIONSHIPS
BROUGHT TO YOU BY



Round 4 & 5 : Sydney Motorsports Park : August 1 - 4

SUPERSPORT

Round 4 - Race 1

Started at: 10:59:44

Laps: 12

Starters: 23

Printed at: 18:02

Date: 03/08/13
Event: R04
Weather: Mostly sunny - Temp: 15.4C
Track: Dry - Temp: 26.6C

AMENDED LAP CHART

Grid	1	2	3	4	5	6	7	8	9	10	11	12
50	2	78	78	2	2	2	2	78	2	2	2	2
2	78	41	2	78	78	78	78	2	78	64	78	78
64	50	2	64	64	64	64	64	64	64	78	52	52
82	41	64	50	50	50	50	50	50	50	52	64	64
78	64	50	41	52	52	52	52	52	52	50	50	50
52	52	52	52	96	96	96	96	83	83	82	82	82
41	96	96	96	83	83	83	83	82	82	83	83	83
83	82	82	83	82	82	82	82	96	96	96	96	96
69	83	83	82	53	53	53	53	53	53	53	53	53
96	69	59	59	59	59	59	59	59	59	59	59	69
53	59	53	53	69	69	69	69	69	69	69	69	59
68	66	69	69	66	66	18	66	66	18	18	18	18
59	53	66	66	18	18	66	18	18	66	66	66	66
84	65	65	18	65	65	65	65	65	65	65	65	65
65	18	18	65	58	58	58	58	58	58	58	84	84
18	58	58	58	97	97	97	97	97	97	84	58	58
66	97	97	97	24	84	84	84	84	84	97	97	97
24	24	24	24	84	24	24	24	24	24	24	24	24
81	81	81	84	81	81	81	81	81	81	81	81	81
58	32	84	81	32	89	89	89	89	89	89	89	89
32	84	32	32	89	32	32	32	32	32	32	32	32
89	89	89	89									

*** Rider 78 (Michael BLAIR (NSW)) disqualified by Clerk of Course for use of a non-homologated tyre. RIDER PROTEST UPHeld - RIDER RE-INSTATED ***

*** Rider 32 (David ROUGHLEY (QLD)) - 10 second penalty imposed by Clerk of Course for jumped start ***

The results are provisional until the end of the time limit for protests and appeals.

Chief Time Keeper - Scott Laing

Clerk of Course - Tom Williams



Computime Race Timing Systems Pty Ltd © 1996

Licensed to Computime Race Timing Systems

www.computime.com.au

COMPUTIME RACE TIMING SYSTEMS PTY LTD

9 Timber Lane, Glen Waverley, Vic 3150. Ph : 0418 17 13 17

E-mail : scott@computime.com.au

